



## Hand shower - Chrome



---

28 018 832



- three settings: normal flow, soft flow, massage flow
- with anti-scale system
- spray head Ø 100mm
- 1/2" connection
- max. flow 7.6 l/min
- WRAS
- This product can help a building meet the requirements of Green Building Rating Systems, e.g. LEED®, BREEAM®, DGNB

Intrinsic protection against back flow.

	Chrome	28 018 832-00
	Soft Black	28 018 832-69

---



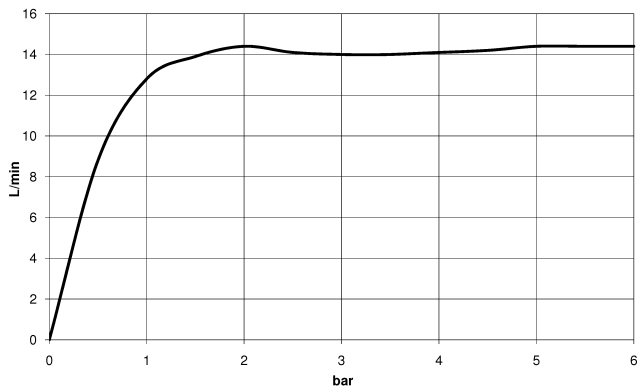
## Hand shower - Chrome

---

28 018 832

### Flow rate chart

---



### Certificates

---

LGA\_29984.

WRAS\_2210003.